

# An Impact Evaluation of a Federal Mine Safety Training Regulation on Injury Rates Among US Stone, Sand, and Gravel Mine Workers: An Interrupted Time-Series Analysis

Celeste Monforton, DrPH, MPH, and Richard Windsor, PhD, MPH

When the public thinks of dangerous occupations, mining is typically first on the list because of high-profile news reports of entrapments involving underground coal miners. Workers employed in other types of mining operations, however, face similar and sometimes higher risks of injury and disability than do their counterparts who work in coal mining. At surface dimension stone quarries, for example, workers use diamond-tipped cutting tools, high-velocity flame, and other specialized techniques to size and shape huge slabs of granite and other durable stone for use as countertops, street curbs, and building and bridge facing. The occupational injury incidence rate for workers employed at dimension stone operations was 5.0 per 100 full-time workers in 2006, more than twice the rate for surface bituminous coal miners.<sup>1</sup>

Every year, thousands of US miners across the mining industry receive medical treatment of work-related injuries, more than one third of which require missing at least 1 day from work.<sup>1-6</sup> In addition to injury rates, fatalities in the mining industry are also higher than in most other industries, with a rate of 25.6 fatalities per 100 000 workers, compared with rates of 17.6 and 11.0 per 100 000 in the transportation and warehousing industry and the construction industry, respectively.<sup>7</sup>

To address hazards and prevent injuries and illnesses among US mine workers, the Mine Safety and Health Administration (MSHA) was established by the Federal Mine Safety and Health Act of 1977, which amended the Federal Coal Mine Health and Safety Act of 1969.<sup>8</sup> In 1979, the agency issued mandatory safety and health training for any worker employed at a mine,<sup>9</sup> including provisions requiring all new miners to receive at least 24 hours of safety

**Objectives.** We evaluated the impact of a safety training regulation, implemented by the US Department of Labor's Mine Safety and Health Administration (MSHA) in 1999, on injury rates at stone, sand, and gravel mining operations.

**Methods.** We applied a time-series design and analyses with quarterly counts of nonfatal injuries and employment hours from 7998 surface aggregate mines from 1995 through 2006. Covariates included standard industrial classification codes, ownership, and injury severity.

**Results.** Overall crude rates of injuries declined over the 12-year period. Reductions in incident rates for medical treatment only, restricted duty, and lost-time injuries were consistent with temporal trends and provided no evidence of an intervention effect attributable to the MSHA regulation. Rates of permanently disabling injuries (PDIs) declined markedly. Regression analyses documented a statistically significant reduction in the risk rate in the post-intervention time period (risk rate=0.591; 95% confidence interval=0.529, 0.661).

**Conclusions.** Although a causal relationship between the regulatory intervention and the decline in the rate of PDIs is plausible, inconsistency in the results with the other injury-severity categories preclude attributing the observed outcome to the MSHA regulation. Further analyses of these data are needed. (*Am J Public Health.* 2010;100:1334-1340. doi:10.2105/AJPH.2009.178301)

training and all experienced miners to receive at least 8 hours of refresher training each year. The rule covered workers employed at underground and surface coal mines, underground metallic mines, surface pits and stone quarries, and any operations where workers were employed in extracting nonliquid minerals.

Representatives of the surface aggregate mining industry immediately appealed to members of Congress for an exemption from the MSHA regulation, asserting it was irrelevant and impractical for their non-coal-mining worksites. Their lobbying succeeded. In fiscal year 1980 and for 19 consecutive years, the following was included in the MSHA's annual appropriation:

MSHA is specifically prohibited from using appropriated funds to carry out Section 115 of the Federal Mine Safety and Health Act of 1977 or to carry out that portion of Section

104(g)(1) of such Act relating to the enforcement of any training requirements with respect to shell dredging, or with respect to any sand, gravel, surface stone, surface clay, colloidal phosphate, or surface limestone mine. [Pub L No. 105-78 (1998)]

The estimated 10 000 surface mines affected by this congressional rider came to be known as the "exempt" mines. The MSHA's existing training regulations did not apply to these operations, and federal mine inspectors were prohibited from inquiring about the health and safety training provided to workers employed at them. From 1993 to 1997, 200 miners died from fatal injuries while employed at noncoal surface mining operations, and 82% occurred at "exempt" operations.<sup>10</sup>

This persistent spike in fatalities and injuries at US sand and gravel mines, and a front-page story in *USA Today* about deaths at these operations,<sup>11</sup> created an opportunity for the

MSHA's assistant secretary, congressional appropriators, and representatives of the "ex-empt" mines to negotiate a plan to remove the long-standing rider. Congressional leaders endorsed a plan to retire the rider if the MSHA worked closely with the affected mine operators to develop a new training regulation more appropriate for this sector of the mining industry. By congressional directive, the new training rules had to be issued by September 30, 1999.<sup>12</sup> Mine operators were given 1 year to be in compliance. These new mandatory safety and health training regulations, known as Part 46 (i.e., Part 46 of title 30 of the Code of Federal Regulations), took effect on October 1, 2000.<sup>13</sup> The components of the training program are described in the box on this page.

Although the increased risk and dangers of surface mining are well documented, the effectiveness of occupational health and safety regulations to prevent work-related injuries, illnesses, and fatalities among US workers continues to be debated. Injury rates have gradually declined over the decades since the MSHA was established, but there are very few well-designed evaluations measuring the effectiveness of interventions of safety training and policy interventions.<sup>14-16</sup> As noted by the *National Institute for Occupational Safety and Health* in its *National Occupational Research*

*Agenda (NORA)*, many interventions, including hazard-specific safety training programs, are "undertaken based on faith and expert judgment without convincing evidence that these approaches are effective."<sup>17</sup> The primary aim of this evaluation was to assess the impact of the mandatory worker safety policy and training regulations issued in September 1999 by the US Department of Labor's MSHA on injury rates at US surface aggregate mining operations.

## METHODS

MSHA regulations require surface aggregate and mineral mine operators to file a quarterly report, including employment hours.<sup>18</sup> If an accident, injury, or illness occurs at the mine, the operator is required to report the event to the MSHA within 10 working days.<sup>18</sup> The data used in this study are maintained by the MSHA's Office of Injury and Employment Information and are contained in 3 unique databases. Data for each of the 12 years of interest in this study, 1995 through 2006, were imported into SAS version 8.2 (SAS Institute, Cary, NC). The variables used in the analysis included mine identification number, the Bureau of Labor Statistic's standard industrial classification (SIC) code, employee hours, incident identification number, month and year of accident, and injury-severity

category (e.g., lost time.) The preintervention evaluation and analysis period was defined as January 1, 1995, to September 30, 2000, the day on which the new regulation took effect. The postintervention evaluation and analysis period was October 1, 2000, to December 31, 2006.

All incidence reports involving a permanently disabling injury, a lost-time injury, a restricted-duty injury, or a medical-treatment-only injury suffered by a mine employee were used in the analysis. Injuries affecting contract workers were excluded from the analysis, as were reports of occupational illnesses. Injury rates were calculated as follows:  $\text{rate} = (\sum \text{incidents} / \sum \text{employment hours}) \times 200\,000$  hours. Quarterly injury rates were calculated for each severity category, and a serious-injury rate was calculated for each quarter by combining the count of permanently disabling, lost-time, and restricted-duty injuries.

## Population at Risk

The MSHA's Part 46 regulations applied to about 10 000 mines (greater than 73% of all US mining operations) and affected an estimated 110 000 US workers. The mine sites used in this evaluation met the following inclusion criteria: they were (1) covered by the 19-year-old congressional appropriations rider, (2) operated between January 1, 1995, and December 31, 2006, and (3) had employees working at the mine for at least 8 quarters in both the preintervention and postintervention periods.

A total of 7998 mine sites met the inclusion criteria, with more than 85% reporting employee hours in at least 16 quarters in both the pre- and postintervention periods, and 42.5% reporting employee hours in all 48 quarters. Fifty-nine percent of the eligible mines were sand and gravel quarries, and about 32% were crushed and broken stone operations. Nearly 55% of the eligible mines were intermittent operations, defined as mines with at least 1 quarter per year with no reported employee hours.

## Evaluation Design and Analysis

An interrupted time-series design and analyses, based on the models developed by Box and Jenkins<sup>19</sup> for observations made sequentially through time, was used to evaluate the impact of the MSHA policy. Time-series analysis is a form of forecasting in which a collection of

### Required Components of the Mine Safety and Health Administration's Part 46 Training Plan

- (a) You must develop and implement a written plan . . . that contains effective programs for training new miners and newly hired experienced miners, training miners for new tasks, annual refresher training, and site-specific hazard awareness training.
- (b) A training plan is considered approved by us if it contains, at a minimum, the following information:
  - (1) The name of the production-operator or independent contractor, mine name(s), and MSHA mine identification number(s) or independent contractor number(s).
  - (2) The name and position of the person designated by you who is responsible for the health and safety training at the mine. This person may be the production-operator or independent contractor.
  - (3) A general description of the teaching methods and the course materials that are to be used in the training program, including the subject areas to be covered and the approximate time or range of time to be spent on each subject area.
  - (4) A list of the persons and/or organizations who will provide the training, and the subject areas in which each person and/or organization is competent to instruct; and
  - (5) The evaluation procedures used to determine the effectiveness of the training.

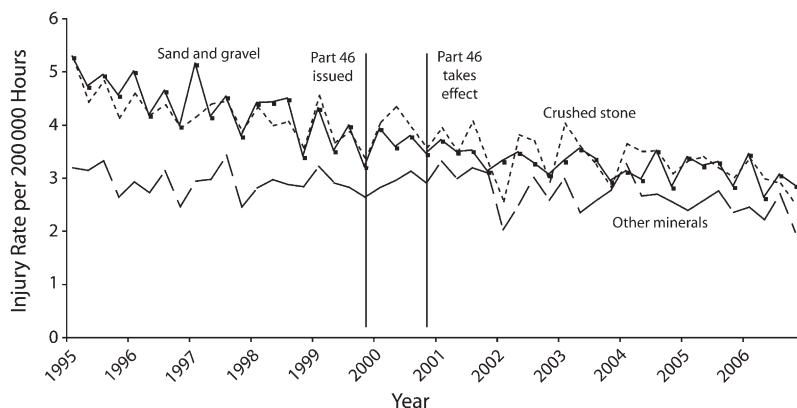
Source. Mine Safety and Health Administration.<sup>56</sup>

observations from the past are modeled to make predictions about the future. With time-series data, the observations are close together in time and analyses must take into account the correlation between proximal observations.<sup>20</sup> There is an inherent assumption in forecasting that the behavior of the observations will continue in the future unless external factors, such as the mandated worker training program, influence the events.<sup>21</sup>

Injury rates were analyzed by time-series techniques to determine their autocorrelation structure. Model identification techniques were used to distinguish which time-series model adequately characterized the autocorrelations among the observations. The goal was to identify a model that adequately explained the behavior of the observations and their interdependence. Time-series models were classified as autoregressive, moving average, or autoregressive integrated moving average (ARIMA). When the plots of quarterly injury rates and the time-series models suggested an intervention effect, we used regression models to assess the possible effect of antecedent trends in the preintervention period.

**RESULTS**

Quarterly serious injury rates were calculated for the 7998 mines for 1995 through 2006. The data were stratified by year-round vs intermittent mining operations and by ownership (i.e., whether or not the mine was controlled by 1 of the 10 largest US aggregate producers, which were responsible for about 50% of annual US aggregate production from surface mines<sup>22,23</sup>). Neither the data series plots nor the model identification techniques provided evidence of change in serious injury rates following the MSHA's Part 46 rule. (Descriptive data and plots of injury rates are available as a supplement to the online version of this article at <http://www.ajph.org>.) Figure 1 presents the data stratified by SIC codes. The period in which the MSHA Part 46 training regulation was issued is indicated by the first vertical line. The effective date of the rule, September 30, 2000, when it was enforceable by federal mine inspectors, is indicated by the second vertical line. During the 12-year period, the overall rate of serious injuries declined by 52.6% at crushed stone operations, 46.2% at sand and gravel operations, and 38%



**FIGURE 1—Quarterly rate of serious mining injuries by aggregate type, 1995–2006.**

at other surface mineral mines. The serious injury rate at dimension stone operations (not shown in Figure 1), representing 4.2% of the study population, was consistently 1.5 to 2.0 higher than the rates among the other 3 aggregate types.

The data series for serious injury rates stratified by the 3 aggregate types fit the ARIMA models, with the variation left unexplained by the model best characterized as white noise. Like the data series stratified by production schedule and ownership, there was no evidence of an intervention effect on serious injury rates following the MSHA's Part 46 rule.

**Injury Severity**

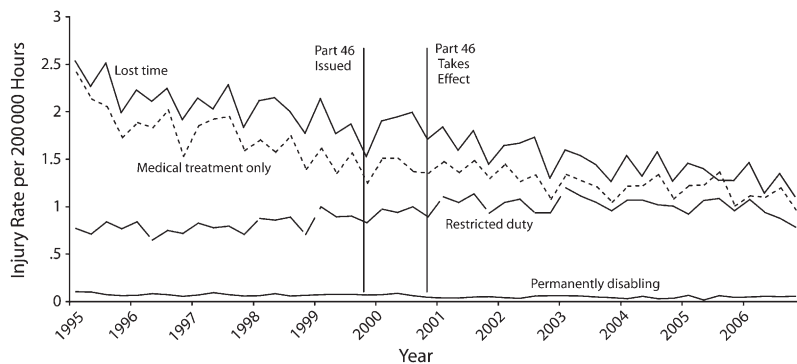
Nearly 96000 injuries of varying severity were reported to the MSHA over the 12-year period among the study population of mines. Lost-time, medical-treatment-only, and restricted-duty injuries accounted for 38.7%, 36.4%, and 23.7%, respectively, of all reported

injuries. Figure 2 presents the quarterly incidence rates by the injury-severity categories. Lost-time and medical-treatment-only injuries declined by 56.8% and 60.3%, respectively, over the 12-year period.

The data series fit an ARIMA model, with the variation left unexplained best characterized as white noise. We noted the convergence in the rate trend for lost-time and restricted-duty injuries, particularly from 1995 to 2003, an occupational injury reporting trend identified by others.<sup>24–28</sup> Time-series data of quarterly lost-time, restricted-duty, and medical-treatment-only injury rates provided no evidence that the observed decline could be attributed to implementation of the MSHA's Part 46 training regulation.

**Permanently Disabling Injuries**

Among the study population of mines, 1131 permanently disabling injuries were reported to the MSHA. These injuries, which can be



**FIGURE 2—Quarterly rate of mining injuries by severity, 1995–2006.**

partially or totally disabling, are those that incapacitate the individual from “following any gainful occupation,” such as losing one or both eyes or limbs.<sup>29</sup> Figure 3 is a plot of the quarterly rates of permanently disabling injuries, which declined by 53.8% from the pre- to postintervention periods. The plot reveals a pronounced shift in the injury rate trend following the MSHA’s Part 46 regulation.

A Poisson regression model revealed no significant interaction between the intervention and time with respect to the injury rates. The analysis of main effects revealed a statistically significant difference in the time-series trend in the pre- and post-Part 46 periods ( $\chi^2=10.17$ ,  $P=.001$ ). A risk ratio estimate was calculated to quantify the change in the population risk of experiencing a permanently disabling injury in the 2 periods (risk ratio=0.591; 95% confidence interval=0.529, 0.661). This risk ratio estimate suggests that there was 41% less risk of a permanently disabling injury after the MSHA’s Part 46 rule was issued.

## DISCUSSION

Our analyses offer inconsistent results on the impact of the MSHA’s Part 46 regulation on injury rates. We identified a statistically significant decline in the rate of permanently disabling injuries, but rate reductions were not observed for injuries of lesser severity. The discordant findings suggest that (1) there are rival explanations, other than the MSHA’s Part 46 rule, for the decline in permanently disabling injury rates and (2) further analysis of the data are needed to identify factors related

to the reported permanently disabling injuries that may explain the observed effect.

We assessed specific biases that might provide rival explanations that threaten the internal validity of results, including the following: maturation (aging, development of new skills, etc.) or other changes to the study subjects; history or extraneous events; definitional or recordkeeping changes; and instrumentation changes in data collection tools.<sup>20,30,31</sup> We examined the ownership profile of our study population to determine whether consolidation occurred in the surface aggregate industry. We did not, however, identify unusual trends in local or regional mergers or acquisitions, nor did we find independent evidence of substantial corporate consolidation in the industry.<sup>32,33</sup> We also reviewed changes in the proportion of union to nonunion mines during 1995 through 2006. The majority of workers employed in the surface aggregate mining sector have not typically been members of labor organizations.<sup>34,35</sup> For the entire mining industry, an estimated 8% of workers are union members, and only 1% of these are employed outside of the coal and metal extraction sectors.<sup>36</sup> We have no evidence to suggest that unionization in the industry changed in any notable way during the 12-year study period.

We explored whether the tools used to collect the MSHA’s injury and employment data were modified during 1995 through 2006 and could attribute for the observed effect. For example, were changes made to the definition of reportable injuries or severity categories? We examined the MSHA’s regulations for employer reporting of injuries, emergency events, and employee work hours, as well as

the content and design of the forms used by employers to report this information. The regulations underlying these reporting requirements and the forms have not changed since 1980.<sup>29,37,38</sup> We recognize that underreporting of injuries by employers has been corroborated in the literature,<sup>39–44</sup> including underreporting by mine operators.<sup>45–47</sup> In our analysis, we assumed some underreporting of injuries by employers, and that the degree would be comparable in the pre- and post-Part 46 periods. We also determined that the MSHA did not issue any regulations during the intervention period applicable to the surface aggregate industry, besides the Part 46 training rule, that might have addressed specific injury-causing hazards.

We identified historical events, which occurred about the same time as the observed drop in the rate of permanently disabling injuries, to determine whether they provided logical rival explanations. One was the election of George W. Bush as president, but we considered it implausible that this influenced the results because the most profound shift in the permanently disabling injury rate occurred in the third quarter of 2000 and continued to decline for 2 additional quarters. These periods preceded President Bush’s administration. The second was the Transportation Equity Act for the 21st Century of 1998 (TEA-21), which authorized \$162 billion for road building and other transportation projects.<sup>48</sup> TEA-21’s proponents included aggregate producers; more than 80% of crushed stone produced in the United States is used for highway and road construction.<sup>49</sup> Mine safety experts hypothesized that increased demand for aggregates because of TEA-21 would increase the risk of injury for mine workers. Thus, instituting new safety training regulations to protect aggregate industry workers from injury was imperative.<sup>50,51</sup> We observed an increase in injury rates in our study population in the second half of 1998, when the Federal Highway Administration had already made 2 apportionments to the states.<sup>52</sup> Our analysis revealed, however, that these trends were consistent with historical trends in injury rates. Moreover, a trade association representing 90% of US aggregate producers asserts that most states did not direct TEA-21 funds to projects that would have increased demand for their product.<sup>53</sup>

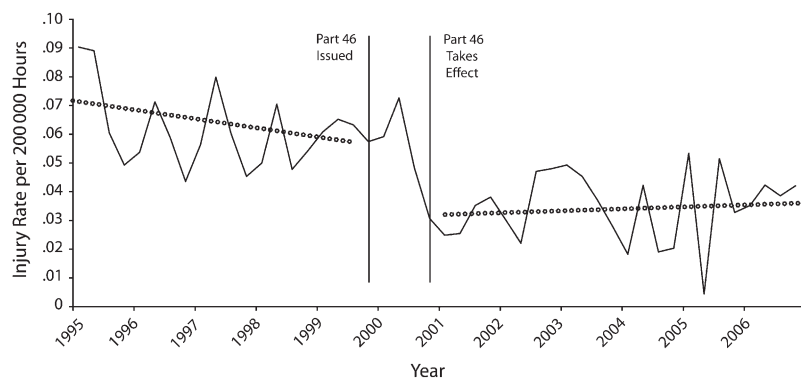


FIGURE 3—Quarterly rate of permanently disabling mining injuries, 1995–2006.

We were unable to identify a specific threat to internal validity that might provide a rival explanation for the statistically significant decline in the rate of permanently disabling injuries, but not in injury rates for the other severity categories. We plan to scrutinize the data further to examine specific factors related to each of the 1131 permanently disabling injuries. The data set includes a variable providing 44 different “accident classifications” and another with 39 “nature of injury codes,” such as crushing injuries, burns, or amputations. One hypothesis to explore is whether certain types of injury-contributing hazards (e.g., energized equipment leading to amputations) were more prevalent in the pre-Part 46 period, and further, whether particular topics related to specifically grave hazards were addressed in mine operators’ training plans. One might also hypothesize that the demographic characteristics of the workers who suffered permanently disabling injuries differed in the pre- and post-Part 46 periods. Further analysis of the data could focus on injured workers’ dates of birth and their years of mining experience or years in a current job, which are factors available in the MSHA’s injury incidents database.

### Study Limitations

A significant limitation in this study’s quasi-experimental design is the assumption that the regulatory requirement for a written safety training program for mine workers translated into actual implementation of the program. Our study did not attempt to document, for example, the extent to which the program components listed in mine operators’ written training plans were implemented with fidelity (i.e., identifying a type III error).<sup>31,54,55</sup> The MSHA is required to inspect surface mines at least twice a year, and scrutiny of training records is part of the inspection. Data obtained from the agency indicate that mine operators largely complied with the Part 46 requirements, with compliance determined by having a training plan and showing employee attendance records. Of the 7998 mines in the study population, 64.7% did not receive a single citation for the period October 1, 2000, through December 31, 2006, for failing to comply with any provisions of the rule. Fewer than 10% of the mines received more than 1 violation of Part 46. (Descriptive data are

available as a supplement to the online version of this article at <http://www.ajph.org>.) Furthermore, we did not assess whether the model training plan prepared by the MSHA to ease employers’ compliance with Part 46<sup>56</sup> was capable of yielding injury prevention. Critical features of an effective program include assessing training needs and specifying well-designed measurable training objectives.<sup>57–61</sup> Neither components are required in Part 46. The historical and political context in which the regulation was developed provides insight into why the rule may not have measurably affected injury rates.

Beginning in 1998, members of Congress, the aggregate industry, and the Clinton administration engaged in negotiations for a plan to remove the appropriations rider that made surface aggregate mines “exempt” from MSHA enforcement of training regulations. The MSHA was directed specifically to develop a proposed training rule based on draft regulatory text prepared by a coalition of aggregate industry officials and labor representatives, the Coalition for Effective Miner Training (CEMT).<sup>13,62</sup> The CEMT, which was chaired by the senior vice president of the National Stone Association, comprised 19 organizations, 16 of which represented aggregate producers and employers. Their draft was inspired by the structure, format, and content of the MSHA’s existing Part 48 training regulations (which was adopted in 1979 for all underground mining operations), and an overarching goal was regulatory flexibility and compliance simplicity. Mine operators wanted a regulation with minimal “paperwork,” one that would allow them to conduct training informally, did not interfere with production demands, and explicitly stated what was required to be “in compliance.”<sup>13,63,64</sup>

The demand for flexibility and compliance simplicity, coupled with the congressional directive to use the CEMT’s draft regulation as a starting point,<sup>63</sup> significantly influenced the structure and content of the employers’ training programs. The key MSHA staff assigned to negotiate with the CEMT and write the rule were primarily attorneys, economists, and regulatory specialists, not experts in training, adult learning, or program evaluations. Its content was predisposed to be short on learning theory and was not evidence based; it was grounded instead in the mandate for consensus. It is plausible that the MSHA’s Part 46 regulation failed to result in

a marked reduction in injury rates because the political and administrative goals of compliance simplicity and flexibility eclipsed goals related to learning objectives and measurable outcomes for injury prevention.

Another conceivable explanation for the lack of a Part 46 intervention effect is that surface aggregate employers may already have been providing safety training to their employees, despite the congressionally provided exemption from the MSHA’s training regulations. It is plausible, therefore, that the nonprescriptive mandates of Part 46 did not compel employers to substantially modify their existing training practices. Although safety and health training is a necessary component of an effective occupational injury and illness prevention program, it is just one element. Management commitment, worker involvement, worksite analysis, and hazard recognition and control are equally important. An effective occupational injury and illness prevention program requires active participation by workers in its planning, implementation, and evaluation.<sup>65–68</sup> A body of empirical research suggests that safety and health training may be effective only if it is consistent with organizational factors, such as management’s policies and practices.<sup>69–73</sup> Thus, even if a Part 46 training plan was conducted with a high degree of fidelity because of the MSHA rule, it may not have had a direct effect on injury rates if concomitant factors related to workplace organization, including a positive “safety climate,” were not present.<sup>74–77</sup> As one researcher noted, “Any disillusionment over our ability to ‘train away’ workplace injuries and illnesses may be more an indication of our unrealistic expectations than an indictment of the training process.”<sup>78</sup>

### Topics for Future Research

A logical step for further research would be examining the quality, time, frequency, and intensity of the training sessions instituted by mine operators in response to the Part 46 requirements. A process evaluation documenting these characteristics and confirming the degree of fidelity of program implementation would provide empirical evidence to explore hypotheses about why and how interventions worked or failed to work.<sup>31,79–81</sup> Assessing the actual implementation of a written

program would serve several purposes, including (1) understanding obstacles in the “real world” to program execution, (2) forcing accountability for program implementation, (3) enhancing the validity of program evaluation, (4) learning which program components could be modified to improve their effectiveness, and (5) documenting the cost, cost effectiveness, and benefit of the program.<sup>57,69</sup>

On the 10th anniversary of the NORA, officials noted that intervention effectiveness research was “an underutilized tool when NORA began,” and indicated that over the subsequent decade, few contributions were made to the science base.<sup>15</sup> This study’s findings on the impact of the MSHA’s Part 46 regulation illuminate the need for policy-makers to plan for effectiveness evaluations during the early stages of developing occupational-hazard policies. Because US occupational health and safety agencies do not receive funding commensurate with their statutory responsibilities,<sup>82,83</sup> it is particularly important for them to validate the effectiveness of injury-prevention intervention efforts. Data demonstrating the social benefits of occupational health and safety policies can help build support for agencies’ prevention efforts. ■

### About the Authors

Celeste Monforton is with the Department of Environmental and Occupational Health, School of Public Health and Health Services, George Washington University, Washington, DC. Richard Windsor is with the Department of Prevention and Community Health, School of Public Health and Health Services, George Washington University, Washington, DC.

Correspondence can be sent to Celeste Monforton, DrPH, MPH, 2100 M St NW, Suite 203, Washington, DC 20037 (e-mail: celeste.monforton@gvuvmc.edu). Reprints can be ordered at <http://www.ajph.org> by clicking on the “Reprints/Eprints” link.

This article was accepted November 4, 2009.

### Contributors

C. Monforton originated the study, analyzed the data, and led the writing. R. Windsor supervised the project and assisted with the writing.

### Acknowledgments

We thank Dante Verme for assistance with data analysis and interpretation and David Michaels for his expertise and comments on an earlier draft.

### Human Participant Protection

The George Washington University and Medical Center’s institutional review board deemed the study protocol exempt because it did not involve human subjects.

### References

1. *Case and Demographic Characteristics for Work-Related Injuries and Illnesses Involving Days Away From Work, Calendar Year 2006 Survey Results: Number of Nonfatal Occupational Injuries and Illnesses Involving Days Away From Work by Industry and Number of Days Away From Work*. Washington, DC: Bureau of Labor Statistics, US Dept of Labor; 2006: Table R65. Available at: <http://www.bls.gov/iif/oshwc/osh/case/ostb1857.pdf>. Accessed April 2, 2010.
2. *Case and Demographic Characteristics for Work-Related Injuries and Illnesses Involving Days Away From Work, Calendar Year 2005 Survey Results: Number of Nonfatal Occupational Injuries and Illnesses Involving Days Away From Work by Industry and Number of Days Away From Work*. Washington, DC: Bureau of Labor Statistics, US Dept of Labor; 2005: Table R65. Available at: <http://www.bls.gov/iif/oshwc/osh/case/ostb1721.pdf>. Accessed April 2, 2010.
3. Mine Safety and Health Administration. Table 3: number of operator injuries, average number of employees, employee hours and coal production by work location, state, and mineral industry, January–December 2006. Available at: <http://www.msha.gov/STATS/PART50/WQ/2006/table3.pdf>. Accessed April 2, 2010.
4. Mine Safety and Health Administration. Table 3: number of operator injuries, average number of employees, employee hours and coal production by work location, state, and mineral industry, January–December 2005. Available at: <http://www.msha.gov/STATS/PART50/WQ/2005/table3.pdf>. Accessed April 2, 2010.
5. Mine Safety and Health Administration. Coal mine fatalities. 2005. Available at: <http://www.msha.gov/fatals/fabc.htm>. Accessed April 2, 2010.
6. Mine Safety and Health Administration. Metal and nonmetal mine fatalities. 2005. Available at: <http://www.msha.gov/fatals/fabm.htm>. Accessed April 2, 2010.
7. Bureau of Labor Statistics. National census of fatal occupational injuries in 2005. August 10, 2006. Available at: <http://www.bls.gov/iif/oshcfoi1.htm#2005>. Accessed April 2, 2010.
8. Federal Coal Mine Health and Safety Act of 1969, Pub L No. 91–173.
9. Training and retraining of miners, 30 CFR §48.
10. Mine Safety and Health Administration. *Metal and nonmetal mine fatalities*. Available at: <http://www.msha.gov/fatals/fabm.htm>. Accessed April 2, 2010.
11. Drinkard J. Deadly accidents in quarries on rise. *USA Today*. July 8, 1998:1A.
12. Omnibus Appropriations Act of 1999, October 21, 1998, Pub L No. 105–277. Available at: <http://www.fas.org/biosecurity/resource/documents/pl105-277.pdf>. Accessed April 2, 2008.
13. Mine Safety and Health Administration. Final rule on training and retraining of miners, 64 *Federal Register* 53080 (1999).
14. Van der Molen HF, Lehtola MM, Lappalainen J, et al. Intervention for preventing injuries in the construction industry. *Cochrane Database Syst Rev*. 2007;(4):CD006251.
15. *The Team Document: Ten Years of Leadership Advancing the National Occupational Research Agenda*. Washington, DC: National Institute for Occupational Safety and Health, Centers for Disease Control and Prevention; 2006. DHHS/NIOSH publication 2006–121.
16. Goldenhar LM, Schulte PA. Methodological issues for intervention research in occupational health and safety. *Am J Ind Med*. 1996;29(4):289–294.
17. *National Occupational Research Agenda*. Washington, DC: National Institute for Occupational Safety and Health, Centers for Disease Control and Prevention; 1996. DHHS/NIOSH publication 96–115.
18. Notification, investigation, reports and records of accidents, injuries, illnesses, employment and coal production in mines, 30 CFR §50 (1977).
19. Box GEP, Jenkins GM. *Time Series Analysis: Forecasting and Control*. Revised ed. San Francisco, CA: Holden-Day; 1976.
20. Cook TD, Campbell DT. *Quasi-Experimentation: Design & Analysis Issues for Field Settings*. Boston, MA: Houghton Mifflin Company; 1979.
21. Chatfield C. *Time-Series Forecasting*. New York, NY: Chapman & Hall, CRC; 2001.
22. *Directory of Principle Aggregates Producers in the Conterminous United States in 2005, Mineral Industry Surveys*. Reston, VA: US Geological Survey. Available at: <http://minerals.usgs.gov/minerals/pubs/commodity/aggregates/agdir05.pdf>. Accessed April 2, 2010.
23. *Directory of Principle Crushed Stone Producers in the United States in 2006, Mineral Industry Surveys*. Reston, VA: US Geological Survey. Available at: [http://minerals.usgs.gov/minerals/pubs/commodity/stone\\_crushed/cdir06.pdf](http://minerals.usgs.gov/minerals/pubs/commodity/stone_crushed/cdir06.pdf). Accessed April 2, 2010.
24. Gray WB, Mendeloff JM. The declining effect of OSHA inspections on manufacturing injuries, 1979–1998. *Ind Labor Relat Rev*. 2005;58(4):571–587.
25. Ruser JW. The changing composition of lost-work-day injuries. *Mon Labor Rev*. 1999;122:11–17.
26. Franche RL, Cullen K, Clarke J, et al. Workplace-based return-to-work interventions: a systematic review of the quantitative literature. *J Occup Rehabil*. 2005; 15(4):607–631.
27. Meijer EM, Sluiter JK, Frings-Dresen M. Evaluation of effective return-to-work treatment programs for sick-listed patients with non-specific musculoskeletal complaints: a systematic review. *Int Arch Occup Environ Health*. 2005;78(7):523–532.
28. Nikolaj S, Boon B. Health care management in workers’ compensation. *Occup Med*. 1998;13(2):357–379.
29. Mine Safety and Health Administration, US Dept of Labor. Report on 30 CFR Part 50. December 1986. Available at: <http://www.msha.gov/stats/part50/rptonpart50.pdf>. Accessed April 2, 2010.
30. *A Guide to Evaluating the Effectiveness of Strategies for Preventing Work Injuries: How to Show Whether a Safety Intervention Really Works*. Cincinnati, OH: National Institute for Occupational Safety and Health, Centers for Disease Control and Prevention; 2001. DHHS publication 2001–119.
31. Windsor R, Clark N, Boyd NR, Goodman RM. *Evaluation of Health Promotion, Health Education, and Disease Prevention Programs*. 3rd ed. New York, NY: McGraw Hill; 2004.
32. Hatfield DE, Liebeskind JP, Opler TC. The effects of corporate restructuring on aggregate industry specialization. *Strateg Manage J*. 1996;17(1):55–72.

33. Dunphy T. AggMan of the Year 2006: Ward Nye. Aggregates Manager, December 2006. Available at: <http://aggman.randallreillycms.com/files/2009/06/aggmanoftheyear06.pdf>. Accessed April 2, 2010.
34. US Senate, Committee on Human Resources. Senate Report to accompany H.R. 4287, Senate Report No. 95-181, May 16, 1977.
35. US House of Representatives, Committee on Education and Labor. House Report to accompany H.R. 4287, House Report No. 95-312, May 13, 1977.
36. Bureau of Labor Statistics, US Dept of Labor. Union members in 2007. Table 3. Union affiliation of employed wage and salary workers by occupation and industry. Available at: <http://www.bls.gov/cps/cpslutabs.htm>. Accessed April 2, 2010.
37. Mine Safety and Health Administration, US Dept of Labor. Quarterly employment and coal production report. *42 Federal Register* 65535 (1977).
38. MSHA now accepting required data from coal mine operators over the Internet [news release]. Washington, DC: Mine Safety and Health Administration, US Dept of Labor; January 14, 1998. News Release No. 98-0114.
39. Friedman LS, Forst L. Occupational injury surveillance of traumatic injuries in Illinois, using the Illinois Trauma Register: 1995-2003. *J Occup Environ Med*. 2007;49(4):401-410.
40. Glazner JE, Borgerding J, Lowery JT, Bondy J, Mueller KL, Kreiss K. Construction injury rates may exceed national estimates: evidence from the construction of Denver International Airport. *Am J Ind Med*. 1998;34(2):105-112.
41. Seligman PJ, Sieber WK, Pedersen DH, Sundin DS, Frazier TM. Compliance with OSHA record-keeping requirements. *Am J Public Health*. 1988;78(9):1218-1219.
42. Pransky G, Snyder T, Dembe A, Himmelstein J. Under-reporting of work-related disorders in the workplace: a case study and review of the literature. *Ergonomics*. 1999;42(1):171-182.
43. Azaroff LS, Levenstein C, Wegman DH. Occupational injury and illness surveillance: conceptual filters explain underreporting. *Am J Public Health*. 2002;92(9):1421-1429.
44. Leigh JP, Marcin JP, Miller TR. An estimate of the US government's undercount of nonfatal occupational injuries. *J Occup Environ Med*. 2004;46(1):10-18.
45. Hunting KL, Weeks JL. Transport injuries in small coal mines: an exploratory analysis. *Am J Ind Med*. 1993;23:391-406.
46. *Mine Safety: Inspector Hiring, Penalty Assessments, and Injury Reporting*. Washington, DC: US General Accounting Office; March 1987. Publication GAO/HRD-87-71BR.
47. *Mine Safety: Federal Efforts to Improve Inspections and Injury Reporting*. Washington, DC: US General Accounting Office; September 1987. Publication GAO/HRD-87-115BR.
48. Transportation Equity Act for the 21st Century (TEA-21), June 9, 1998, Pub L No. 105-178. Available at: <http://frwebgate.access.gpo.gov/cgibin/getdoc.cgi?dbname=105congpuliclaws&docid=f:pub1178.105.pdf>. Accessed February 24, 2008.
49. US Geological Survey. Mineral commodity summaries: stone (crushed), 1996-2007. Available at: [http://minerals.usgs.gov/minerals/pubs/commodity/stone\\_crushed](http://minerals.usgs.gov/minerals/pubs/commodity/stone_crushed). Accessed April 2, 2010.
50. McAteer JD. Opening statement before the House Committee on Appropriations, Subcommittee on the Departments of Labor, Health and Human Services, Education and Related Agencies, 105th Cong, 2nd Sess, February 26, 1998.
51. Mine Safety and Health Administration, US Dept of Labor. MSHA Announces Public Meetings On Training for Stone, Sand and Gravel Miners. News Release No. 98-1103, November 3, 1998. Available at: <http://www.msha.gov/MEDIA/PRESS/1998/NR981103.HTM>. Accessed April 2, 2010.
52. US Dept of Transportation. TEA-21 delivers: one year anniversary report, June 1999. Available at: <http://www.fhwa.dot.gov/tea21/t21anniv.pdf>. Accessed April 2, 2010.
53. Feltes R. Testimony before the US Senate Committee on Environment and Public Works on TEA-21 Reauthorization, April 7, 2003.
54. Steckler A, Linnan L. *Process Evaluation in Public Health*. San Francisco, CA: Jossey-Bass; 2002.
55. Basch CE, Sliepecevic EM, Gold RS, Duncan DF, Kolbe LJ. Avoiding type III errors in health education program evaluations: a case study. *Health Educ Q*. 1985;12(4):315-331.
56. Mine Safety and Health Administration. Part 46 training assistance forms. Available at: <http://www.msha.gov/training/part46/Forms/menu.htm>. Accessed April 2, 2010.
57. Goldstein IL, Ford JK. *Training in Organizations: Needs Assessment, Development, and Evaluation*. 4th ed. Belmont, CA: Wadsworth; 2002.
58. Anderson LW, Krathwohl DR, Airasian PW, et al., eds. *A Taxonomy for Learning, Teaching, and Assessing: A Revision of Bloom's Taxonomy of Educational Objectives*. New York, NY: Longman; 2001.
59. Gotsch AR, Weidner BL. Strategies for evaluating the effectiveness of training programs. *Occup Med*. 1994;9(2):171-188.
60. Johnston JJ, Cattelledge GTH, Collins JW. The efficacy of training for occupational injury control. *Occup Med*. 1994;9(2):147-158.
61. Bloom BS, ed. *The Classification of Educational Goals, Handbook I: Cognitive Domain*. New York, NY: David McKay; 1956.
62. US House of Representatives. Conference Report to Accompany H.R. 4328, Report No. 105-825, October 19, 1998.
63. Mine Safety and Health Administration, US Dept of Labor. Proposed rule on training and retraining of miners engaged in shell dredging or employed at sand, gravel, surface stone, surface clay, colloidal phosphate, or surface limestone mines. *64 Federal Register* 18498 (1999).
64. Mine Safety and Health Administration, US Dept of Labor. Transcripts from public meetings on part 46 training rule (December 7, 1998 through May 27, 1999). Available at: <http://www.msha.gov/regs/comments/training/training.htm>. Accessed April 2, 2010.
65. Smitha MW, Kirk KA, Oestenstad KR, Brown KC, Lee SD. Effect of state workplace safety laws on occupational injury rates. *J Occup Environ Med*. 2001;43(12):1001-1010.
66. Barbeau E, Roelofs C, Youngstrom R, Sorensen G, Stoddard A, LaMontagne AD. Assessment of occupational safety and health programs in small businesses. *Am J Ind Med*. 2004;45(4):371-379.
67. LaMontagne AD, Barbeau E, Youngstrom RA, et al. Assessing and intervening on OSH programmes: effectiveness evaluation of the Wellworks-2 intervention in 15 manufacturing worksites. *Occup Environ Med*. 2004;61(8):651-660.
68. Geldart S, Shannon HS, Lohfeld L. Have companies improved their health and safety approaches over the last decade? A longitudinal study. *Am J Ind Med*. 2005;47(3):227-236.
69. Parker D, Brosseau L, Samant Y, et al. A comparison of the perceptions and beliefs of workers and owners with regard to workplace safety in small metal fabrication businesses. *Am J Ind Med*. 2007;50(12):999-1009.
70. Garcia AM, Boix P, Canosa C. Why do workers behave unsafely at work? Determinants of safe work practices in industrial workers. *Occup Environ Med*. 2004;61(3):239-246.
71. Shannon HS, Walters V, Lewchuk W, et al. Workplace organizational correlates of lost-time accident rates in manufacturing. *Am J Ind Med*. 1996;29(3):258-268.
72. Coyle IR, Sleeman SD, Adams N. Safety climate. *J Safety Res*. 1995;26(4):247-254.
73. Lindell MK. Motivational and organizational factors affecting implementation of worker safety training. *Occup Med*. 1994;9(2):211-240.
74. Barling J, Loughlin C, Kelloway EK. Development and test of a model linking safety-specific transformational leadership and occupational safety. *J Appl Psychol*. 2002;87(3):488-496.
75. Zohar D. The effects of leadership dimensions, safety climate, and assigned priorities on minor injuries in work groups. *J Organ Behav*. 2002;23(1):75-92.
76. Varonen U, Mattila M. The safety climate and its relationship to safety practices, safety of the work environment and occupational accidents in eight wood-processing companies. *Accid Anal Prev*. 2000;32:761-769.
77. Sawacha E, Naoum S, Fong D. Factors affecting safety performance on construction sites. *Int J Proj Manage*. 1999;17(5):309-315.
78. Colligan MJ. Preface. *Occup Med*. 1994;9(2):xv-xvi.
79. Flottorp S, Havelrud K, Oxman AD. Process evaluation of a cluster randomized trial of tailored interventions to implement guidelines in primary care—why is it so hard to change practice? *Fam Pract*. 2003;20(3):333-339.
80. McGraw SA, Sellers DE, Stone EJ, et al. Using process data to explain outcomes: an illustration from the Child and Adolescent Trial for Cardiovascular Health (CATCH). *Eval Rev*. 1996;20(3):291-312.
81. King JA, Morris LL, Fitz-Gibbon CT. *How to Assess Program Implementation*. Newbury Park, CA: Sage Publications; 1987.
82. AFL-CIO. Death on the job: toll of neglect: a national and state-by-state profile of worker safety and health in the United States, 17th edition, 2008. Available at: [http://www.aflcio.org/issues/safety/memorial/upload/doj\\_2008.pdf](http://www.aflcio.org/issues/safety/memorial/upload/doj_2008.pdf). Accessed April 2, 2010.
83. Silverstein M. Getting home safe and sound: occupational safety and health administration at 38. *Am J Public Health*. 2008;98(3):416-423.